

# PRECIOUS POSSESSIONS

## Craft Instructions Olah and Shelamim Offering Lev. 1:2-3; 3:1

### Materials:

For ram/ewe:

- Sock - white
- Craft foam sticky back or regular - white
- Googly eyes (small)
- Chenille stems - white
- Wooden beads or large beads
- Pipe cleaners - brown or white

For bull/cow:

- Sock - brown or black
- Craft foam sticky back or regular - brown or black
- Googly eyes (small)
- Pipe cleaners - black or brown
- Wooden beads or large beads
- Optional: pink foam (for nose)
- Optional: white foam (for eyes)
- Pipe cleaners - black or brown

For both:

- Rubber band or string
- Stuffing
- Scissors
- Markers
- White glue
- Hot glue
- Copy paper
- Craft Template A



Here is a link to the video for this week's craft:

<https://youtu.be/oFAkE3NKI34>

### Parent/Teacher preparation:

This craft covers the olah and shelamim animal offerings. Remember the olah offering was male animals only. The shelamim offering could be male or female. There are instructions and templates for a cow and an ewe as well as how to make these into a bull or a ram. Make any or as many of the animals you wish.

- Print Craft Template A on copy paper.

# PRECIOUS POSSESSIONS

## Craft Instructions - page 2:

### Instructions for the craft:


#### Animal heads:

- Cut the animal heads from Craft Template A.
- Trace the head piece on the foam as follows:
  - the ram/ewe head on the white foam
  - the bull/cow head on the brown or black foam
- Draw face parts to the head pieces as follows:
  - ram/ewe
    - ❖ draw the eyes or use googly eyes
    - ❖ draw nostrils for the nose
  - bull/cow
    - ❖ Option 1 for eyes: from white foam, cut small round circles and using a pen, draw black eyes. Glue them on the head for eyes.
    - ❖ Option 2 for eyes: apply googly eyes
    - ❖ trace only the nose from the cow template on pink foam and cut it out
    - ❖ draw nostrils on the pink foam
    - ❖ glue the pink foam to the cow head for the nose
- Set them aside.



#### Animal body:

- Using the socks as follows:
  - ram/ewe use the white sock
  - bull/cow use the black sock
- Stuff the sock, almost to the heel.
- Twist the leg part of the sock close to where the stuffing stops.
- Using string or a rubber band, tie the sock at the twisted area to keep the stuffing from coming out. If using string, trim any excess strings.
- Fold the leg of the sock over the stuffed section and pull it tight.
- Then, take the excess sock leg and fold it back once more. Adjust this part to be about  $\frac{1}{2}$  -  $\frac{3}{4}$  of the way up the main body piece. This will create a band around the center of the body and there will now be a place to put the legs.



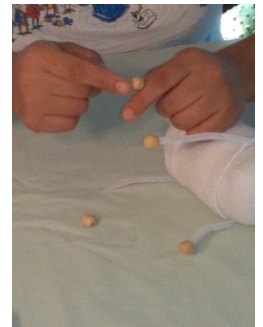
# PRECIOUS POSSESSIONS

## Craft Instructions - page 3:

### Instructions for the craft:

#### Animal legs:

- Using pipe cleaner as follows:
  - ram/ewe use white or brown pipe cleaner
  - bull/cow use black or brown pipe cleaner
- Fold it in half but do NOT crease it.
- Put the center tucked under one end of the band and push enough in so the ends of the pipe cleaner are sticking out on either side of the body.
- Once the legs are even, hot glue them in place by lifting the fold a little at a time, putting some hot glue and pressing it back down.
- Repeat this process on the other end with the other fold.
- Add the beads at the end of each pipe cleaner to create a hoof on each leg.
- Put hot glue on the end where the pipe cleaner and bead come together to keep it in place.





#### Attaching the head:

- Glue, or if using sticky back foam, peel and stick the appropriate head piece to the animal.

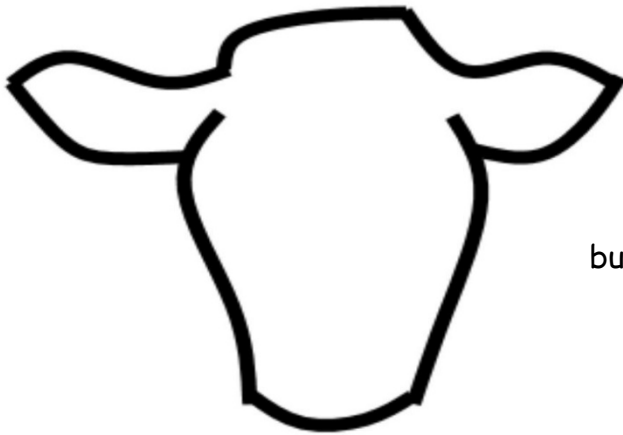
#### To create (male) bull or ram:

- Cut pieces of chenille stem or pipe cleaner about 4" (10 cm) long and use them to make the horns as follows:
  - ram - using white or brown pipe cleaner, curl them so they will curve around the ear. Hot glue the pipe cleaner in place behind each ear.
  - bull - using black or brown pipe cleaner, bend it into a V shape. Hot glue the pipe cleaner in place in the middle of the head.





ram/ewe



bull/cow