

# PRECIOUS POSSESSIONS

## Craft Instructions

Inheritance Line  
Nesting dolls  
Numbers 27:6-11

### Materials:

- Card stock or light - white or color of choice
- Coloring pencils, crayons or markers
- Glue stick or white glue
- 5 brads (paper fasteners)
- Scissors
- Various items to decorate your dolls (glitter, dimensional paint, sequins, ribbon, etc.)
- Craft Templates A and B




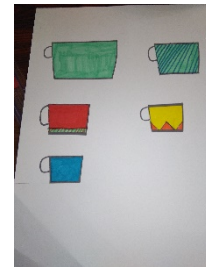

Note: There will be no video for this week's craft.

### Parent/Teacher preparation:

- Print templates on card stock.

### Instructions for the craft:

- Color the items on Craft Templates A & B.
- Cut out the dolls and faces on Template A.
- Glue the face to the corresponding body.
- Glue the cups with no tabs on the right, left and bottom edges to the corresponding cup with tabs along the side and bottom only. This will create a pocket for each doll to nest in the larger doll.
- Line up the tabs on the sides of the body to their corresponding cup.
- Poke a hole through the tabs to attach with a brad later. Do this one piece at a time.
  - First poke a hole to the 'son' doll top, then line up the largest cup and use the hole you just poked for a guide to poke the next hole.
  - Follow the pattern until all the tabs have holes. Make sure to twist the scissor, so that the brad will move easier later.



# PRECIOUS POSSESSIONS

Craft - page 2:

## Instructions for the craft cont'd:

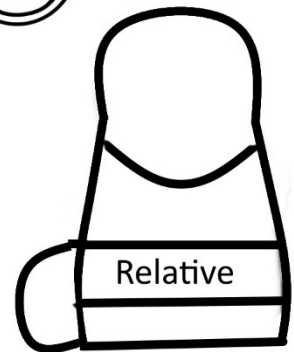
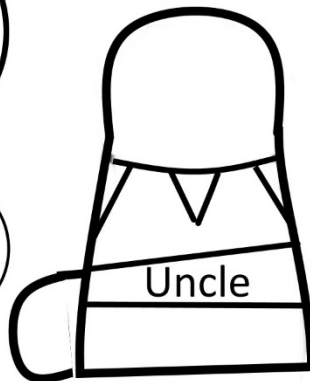
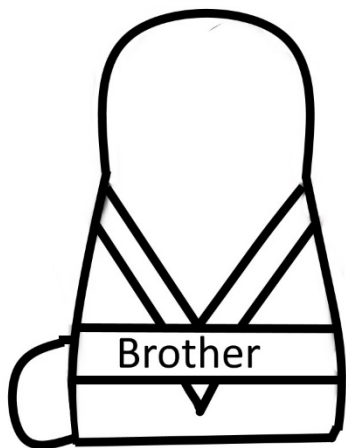

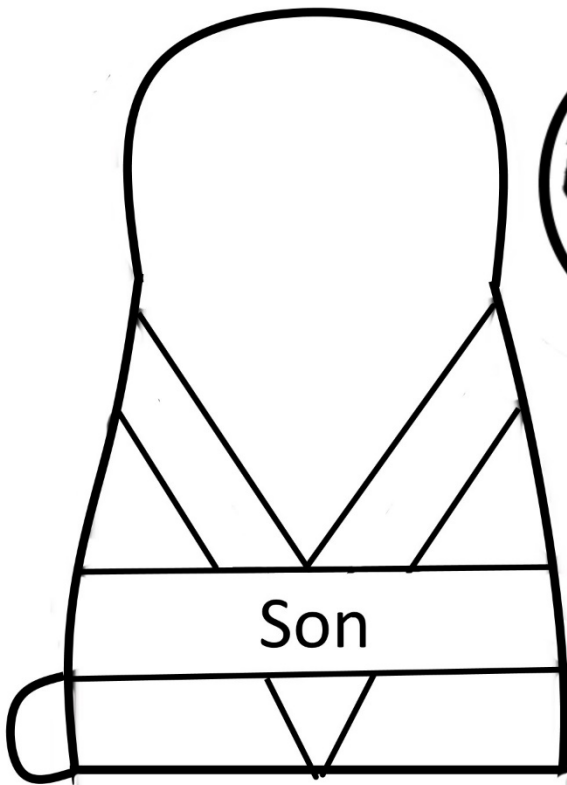
- Add embellishments to decorate the dolls, if desired.
  - If using dimensional paint or anything else that needs drying, then wait for everything to dry before putting the dolls together.
- Once dried, push the brad through the hole in each set so that the tops and bottoms are attached.
- Open the brad to hold them all together.

This is a visual representation of how Yahweh wanted the inheritance of property to be passed down when a man died.

As the top of each doll is moved out of the way remind them the order the inheritance was to be given:

- First the son(s)
- If no son, then the daughter(s)
- If no daughter, then a brother
- If no brother, then his uncle
- If no uncle, then it went to the nearest relative





Craft Template B

